

STANFORD ALPHA

5150 BHP Anchor Handling / Supply Vessel



PRINCIPAL PARTICULARS:

Year Built	:	2008
Call sign	:	9V7707
Official No. / IMO No.	:	394658 / 9489455
Class	:	ABS + A1E " Offshore Support Vessel & Fire Fighting Vessel Class 1+AMS
Flag	:	Singapore
GRT/ NRT	:	1678/ 503

DIMENSION:

Length Overall	:	59.52 M
Breadth Moulded	:	14.95 M
Depth Moulded	:	6.10 M
Draft	:	4.95 M

SPEED:

Max. Speed	:	13 knots
Economical Speed	:	10 knots
Fuel Consumption	:	19M ³ /24 hours @ max speed 12 M ³ /24 hours @ eco speed

CAPACITIES:

Fuel Oil	:	540 M ³ approx
Fresh Water	:	370 M ³ approx
Ballast/Drill Water	:	400 M ³ approx
Liquid Mud	:	420 M ³ approx
Cement Tank	:	187 M ³ (4X 1650 ft3) approx
Foam/ Detergent	:	12 M ³ / 12 m ³ approx
Deck Cargo	:	500 MT
Clear Deck Area	:	350 M ²
Deck Strength	:	7.5 MT/M ²
Deadweight	:	1400 MT @ 4.95m draft

PUMPS:

Fuel Oil	:	1 x 150 M ³ /hr @75m head
Fresh water cargo	:	1 x 125 M ³ /hr @ 75m head
Drill Water/ W. Ballast:	:	1 x 100 M ³ /hr @ 75m head
Liquid Mud	:	2 x 70 M ³ /min @ 85 psi (SG 2.5 max)
Bulk Cement	:	2 x 13 M ³ //min @ 80 psi (5.6 kg/cm2)

TOWING & ANCHOR HANDLING EQUIPMENT:

Bollard Pull	:	65 MT
Anchor Windlass	:	1 x electro-hydraulic HAW: Mentrade
Drum	:	2
Gypsies	:	36 mm (Ø) chains rated pull 10 mt @ 9 m/min
Warping Drum	:	400 mm (dia) x 450 mm (L)
Bow Anchors	:	2 x 1305 kg HHP anchors
Anchor Chain	:	440 m (L) x 36 mm (dia) Grade U2
Capstan	:	2 x 5 mt @ 15m/min electro hydraulic Head size 400 mm (dia)

TOWING & ANCHOR HANDLING EQUIPMENT:

Tugger Winch	:	2 x 10 MT @ 15m/min electro hydraulic
Drum capacity	:	220m (L) x 22 mm (dia) SWR
Towing/AH Winch	:	1 x electro hydraulic double drum AHTW
Upper Drum Cap (Tow)	:	1000 m(L) x 56 mm (Ø) SWR
Lower Drum Cap (AH)	:	1000 m(L) x 56 mm (Ø) SWR0
Line Pull	:	150 MT @ 6.0 m/min at 1st layer 71 MT @ 12m/min at 1st layer 50 MT @ 18m/min at 1st layer 23.5 MT@ 36 m/min at 1st layer
Brake Holding	:	200 MT static @ 1st layer
Rope reel	:	1 x 5 MT @ 30 m/min; electro- hydraulic suit for 1000 m (L) x 56mm (Ø) SWR
Stern Roller	:	4.50 m (L) x 1.60 m (dia): SWL 180mt
Shark jaws	:	1 x electro-hydraulic Kamfork –SWL 300 mt
Tow Pins	:	2 x electro-hydraulic with turntable top flaps

MACHINERY:

Main Engines	:	2 X 2575 bhp @ 1600 Caterpillar 3516B
Propellers	:	2 X CPP Type with kort Nozzle
Bow Thruster	:	1 X 371 KW electric-driven Kamone tunnel type (CPP)
Steering Gear	:	2 X 4.5 tm / 35 deg rudder angle
Rudders	:	2 X high performance streamline type
Main Generators	:	3 X Volvo D16 MG HE @ 1500 rpm driving Stamford alternator HCM 534D-1 rated at 340 Kw/415 V/50 Hz/3 Ph
Emergency Generator	:	1 X Volvo D 5A T @ 1500 rpm driving Stamford alternator UCM274C-1 rated at 62 kW/415 V/50 Hz/3 Ph.

RADIO AND NAVIGATION EQUIPMENT:

GMDS (Area 3)	1x SSB
Inmarsat	2 x VHF Radio
Navtex	1 x Receiver
SART	1 x
EPIRB	3 x Portable VHF Radios
APRA Radar	1 x Echo Sounder
DGPS	1 x Gyrocompass
Autopilot	1 x Magnetic Compass
Weather Fax	1 x Speed Log
AIS DP	enabled (MT Bridge Mate DP1)

ACCOMODATION:

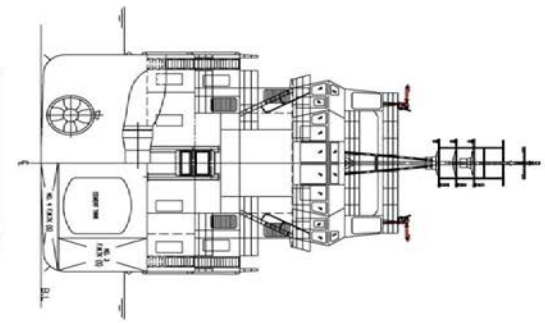
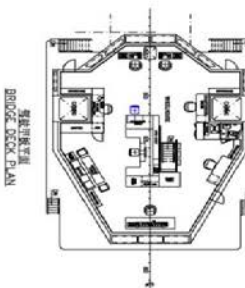
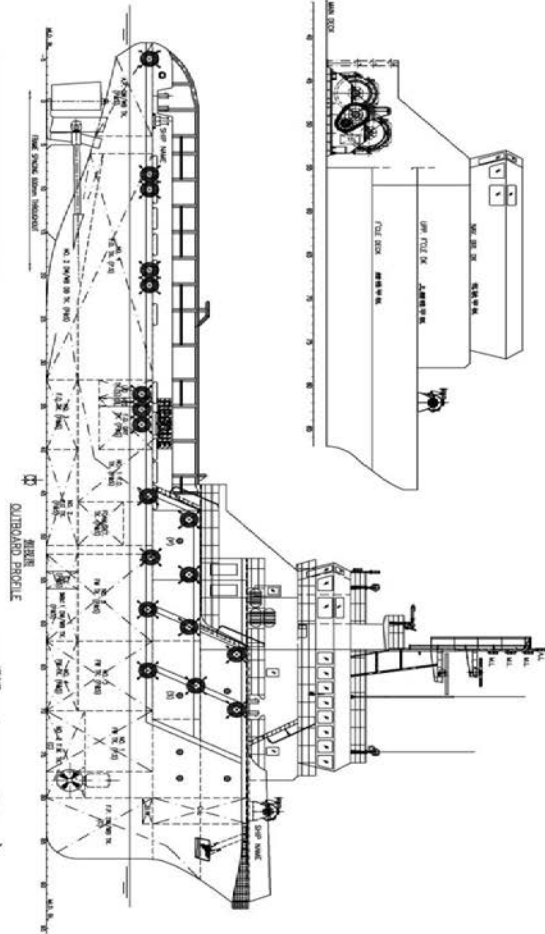
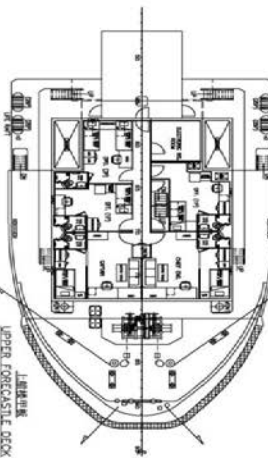
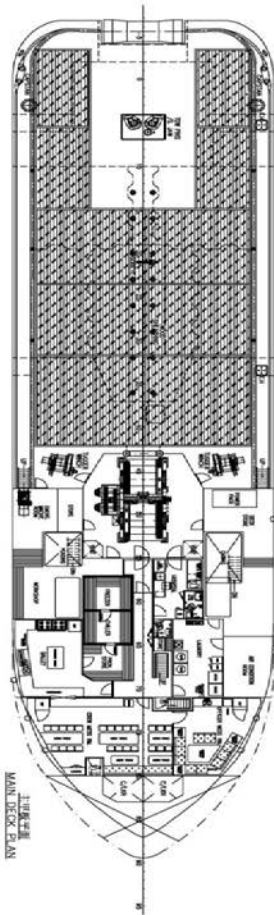
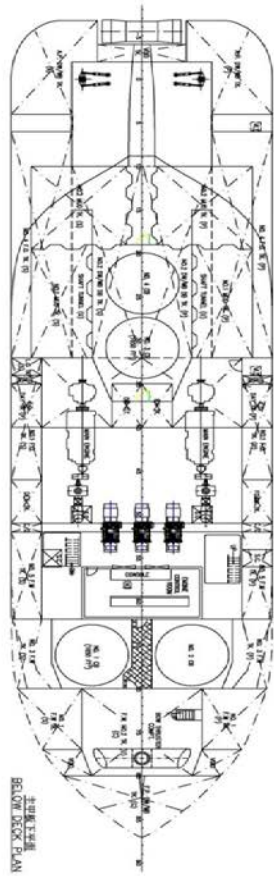
Berths	:	2 x 1 berth cabins = 2 4 x 2 berth cabins= 8 8 x 4 berth cabins= 32
Total	:	42
Hospital	:	1 x 2 berth cabin = 2

FIRE FIGHTING & LSA EQUIPMENT:

Fifi System	:	Class 1 with water curtain all around
Fire Pump	:	2 x 1550 M ³ /hr @ 13 bar (water/foam): 1 x 300-1200 m3/hr (water): 1 x 1200 m3/hr
Monitors	:	
Oil Dispersant System	:	1 set c/w 2 spray booms 6m (6 nozzles each)
Emergency Fire Pump	:	1 x 35 M ³ /hr a\t 50m head
BA Recharging Comp	:	1 x 260 m ltrs/min @ 300bar

LIFE SAVING & OTHERS:

Search Lights	:	3 x 2000 W
Floodlights	:	5 x 1000 W
Life rafts	:	6 x 25 men SOLAS A type
Rescue Boat	:	1 x 6 men rigid boat c/w outboard motor
Oily water Separator	:	1 x 1 M ³ /hr
Water Maker	:	1 x 5 M ³ /day Reverse Osmosis
Sewage treatment	:	1 x 40 men/day



PRINCIPAL DIMENSIONS

LENGTH (O.A.) 39,250 M
 LENGTH (W.L.) 36,000 M
 LENGTH (B.P.) 32,200 M
 BEAM (M.O.) 14,950 M
 DESIGN DRAFT 4,950 M
 TOTAL DWT AT 4.95M 14,400 TONS
 FRESH WATER 5,140 M³
 FRESH WATER / M.B. 400 M³
 CLEAR DECK AREA 350 M²
 DECK CARGO (DECK LOADING = 7.5T/M²) 2,625 TONS
 DRY BULK TANKS (4,162.0 FT³) 2 X 2310 TONS
 SPEED (CRUISER) 13.0 KNOTS
 ROLLARD PULL 62 TONS
 CREW 42 MEN

THIS DOCUMENT AND THE INFORMATION CONTAINED HEREIN IS THE PROPERTY OF STANFORD MARINE PTE LTD. IT IS TO BE USED ONLY FOR THE PROJECT AND NOT FOR ANY OTHER PURPOSES WITHOUT WRITTEN PERMISSION FROM STANFORD MARINE PTE LTD.

STAFF & ADDRESS

KHIAN CHUAN MARINE PTE LTD
 15, SILVER STAR, SINGAPORE 669226
 TEL: 67723505 (10 LINES) FAX: 67723788
 EMAIL: kchian@stanfordmarine.com.sg

PROJECT: 30m ANCHOR HANDLING TUG / SUPPLY VESSEL

GENERAL ARRANGEMENT

SCALE: 1:150 (KCM/0314-01)