

STANFORD MERMAID

5,150 BHP Anchor Handling Vessel



BUILT:

Built	2008
Class	Bureau Veritas
Flag	SVG
IMO. No.	9425033
Call Sign	J8B4259
Port Registry	Kingstown
GRT / NRT	1106 / 332

PRINCIPAL PARTICULARS :

Length Overall	49.00 M
Length Waterline	47.50 M
Breadth Moulded	13.20 M
Depth Moulded	5.30 M
Draft (max)	4.50 M
Notation	Class 1 Hull -1- MACH Tug Unrestricted Navigation

PROPULSION SYSTEM:

Main Engines	2 x 1920 kw (2575 bhp) @ 1600 rpm Caterpillar 3516B
Main Generators	3 x 340 low @ 1500 rpm Caterpillar 3408 c/w Leroy Sorrier LSAM47.1 L9 alternators rated at 320 Kw/415V 3 Ph/50 Hz
Emergency Generator	1 x 60 kw 452 1500 rpm Caterpillar E4.4 Rated at 60kw/415V V\3 Ph150 Hz
Bow Thruster	1 x 440 kw electric-driven HRP4000 tunnel type (CPP); 6T thrust
Stern Thruster	Nil
Steering Gear	2 x Kobelt; 4 TM, 2 x 35 deg rudder angle
Propulsion	2 x CPP Type with Kort Nozzle Berg
Rudders	2 x high performance streamline type

PERFORMANCE:

Maximum Speed	13 knots
Economical Speed	10 knots
Type of Fuel	Marine Gas Oil
Fuel Consumption	19 m ³ /24 hours @ max speed 12 m ³ /24 hours @ econ speed
Bollard Pull	70.2 T

RADIO & NAVIGATION EQUIPMENT:

GMDSS – Area 3	2 x Radar
1 x SSB	1 x Echo Sounder
1 x Inmarsat C	1 x Gyrocompass
4 x VHF Radio	1 x Autopilot
6x Portable VHF Radio	1 x Weather fax
1 x Navtex Receiver with printer	1 x Speed log
2 x SART	1 x AIS
1 x EPIRB	Joystick
Vessel fitted with Vingtor PA Talkbalk System & Self-Powered Telephones	

PUMPS

Fuel Oil	1 x 100 M ³ /hr a 60m head: Azcue
Fresh Water Cargo	1 x 70 M ³ /h @ 60 head: Azcue
SWB Water	1 x 50 M ³ /hr 35m head: Azcue

CARGO CAPACITIES

Deadweight	787 MT
Deck Cargo	200 M ³
Deck Strength	7.5 MT/M ² uniform loading
Clear Deck Area	240 M ²
Fuel Oil	653 M ³
Fresh Water	305 M ³
Ballast/Drill Water	91 M ³
Liquid Mud	Nil
Cement Tank	Nil
Freezer / Chiller	8 M ³ / 8 M ³
Foam / Detergent	10 M ³ / 10 M ³
Rig Chain Locker	Nil

FIRE-FIGHTING EQUIPMENT & ANTI-POLLUTION EQUIPMENT EXTERNAL:

Fifi System	Class 1 with water curtain all round
Fire Pump	2 x 1540 M ³ /hr @ 13 bar Unitor SFP 250x350 driven by front PTO of MIE
Monitors - (water/foam)	1 x 300-1200 M ³ /hr; Unitor FFS1200LB
Monitor - (water)	1 x 1200 M ³ /hr; Unitor FFS1200LB
	Throw length / height 120 m / 45 m
Oil Dispersant System	1 set Unitor c/w 2 spray booms

INTERNAL:

Emergency Fire Pump	1 x 35 M ³ /hr at 50m head; Azcue
BA Recharging Comp	1 x 260 ltrs/min (fp 300bar, Colt MCH16/E-TS CO2 system engine room
Fire Detection & Alarm System in living spaces & engine room	

DECK EQUIPMENT:

Anchor Windlass	1 x electro-hydraulic Mentrade MM1022-HAW suit for 36 mm (Ø) chains rated pull 10 MT (0.9 m/min
Gypsies	drum 400 mm (dial x 450 mm (L) rated pull 2 MT @ 10 m/min
Warping	2 x 1305 kg HHP anchors
Bow Anchors	440 m (L) x 36 mm (dia) Grade U2 (each side)
Chains	2 x 5 MT (Cp 15m/min electro-hydraulic
Capstan	2 x 10 MT 15m/min electro-hydraulic
TuggerWinch	220 M (L) x 22 mm (dial SWR
Drum Capacity	1 x 30 men/day, Wuhan Zingda
Sewage Treatment Plant	1 x electro-hydraulic Mentrade HSR-5T
Rope Reel	1000 M (L) x 56 mm (Ø) SWR
Suit' for	4.00 M (L) x 1.80 m (dial); SWL 200 mt
Stern Roller	1 x electro-hydraulic double drum
Towing/AH Winch	1000 M (L) x 56mm (Ø) SWR
Upper Drum Cap (Tow)	1000 M (L) x 56mm 10) SWR
Lower Drum Cap (AH)	150 MT @ 6.0 m/min @ 1st layer
Line Pull	71 MT @ 12 m/min @ 1st layer 50 MT @ 18 m/min @ 1st layer 23.5 MT @ 36 m/min @ 1st layer
Static Pull	165 MT @ 1st layer
Brake Capacity	200 MT static @1st layer Remote control from aft control stand in w/house 4.00 M (L) x 1.80 M (dia); SWL 200 mt
Stern Roller	1 set electro – hydraulic Karmfork – SWL 300 mt
Shark Jaws	2 x electro-hydraulic with turntable top flaps
Tow Pins	1 x 2 MT a io m electro-hydraulic; Pal5nger PK32080 MC
Deck Crane	

MISCELLANEOUS:

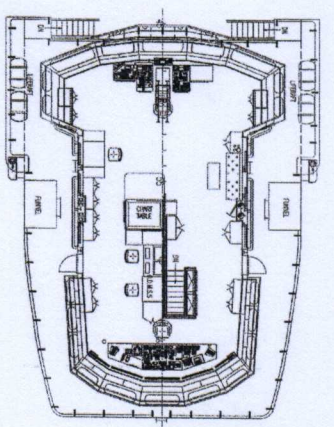
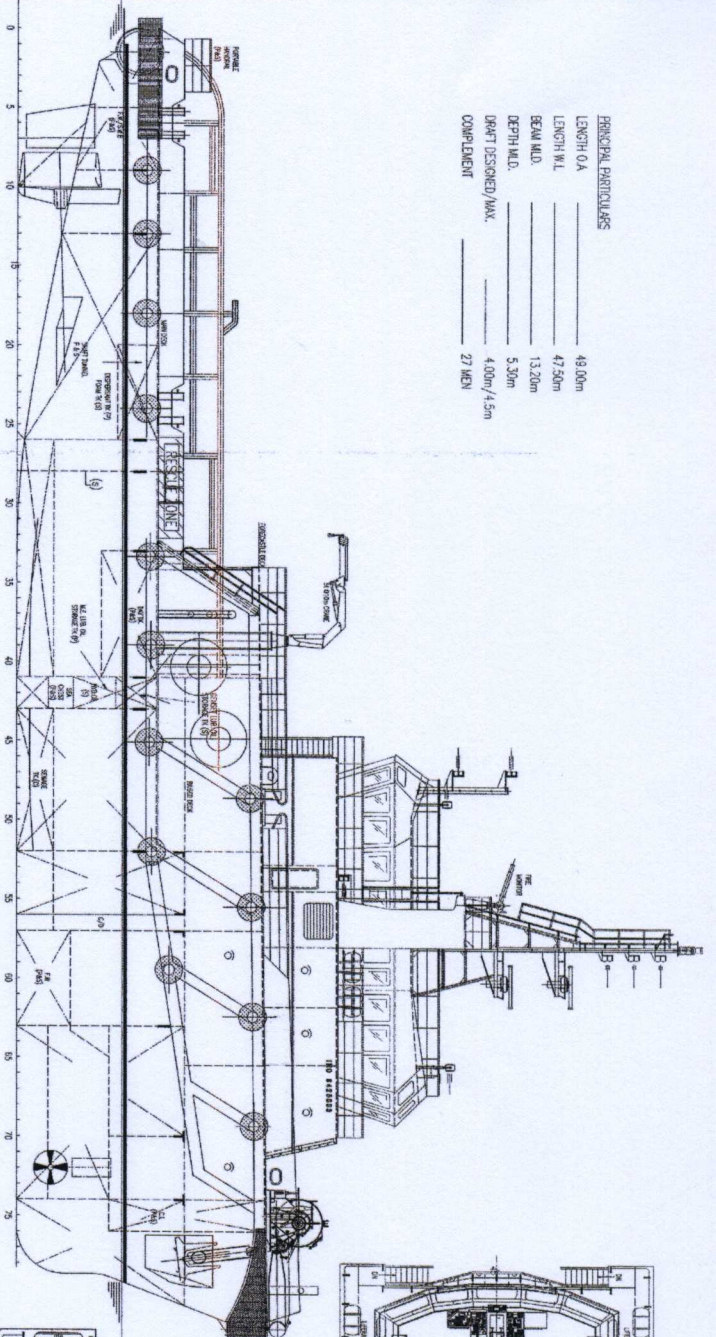
Search Lights	3 x 2000 W
Floodlights	5 x 1500 W
Liferafts	4 x 15 men SOLAS Approved type
Rescue boat	1 x 6 men semi-rigid inflatable c/w 27 HP YANMAR
Mercury Outboard motor:	1 x 1 M ³ /hr c/w 15 ppm alarm, Wuhan Xingda
Oily Water separator	1 x 5 M ³ /day Reverse Osmosis, Seany Tech
Water Maker	

ACCOMODATION:

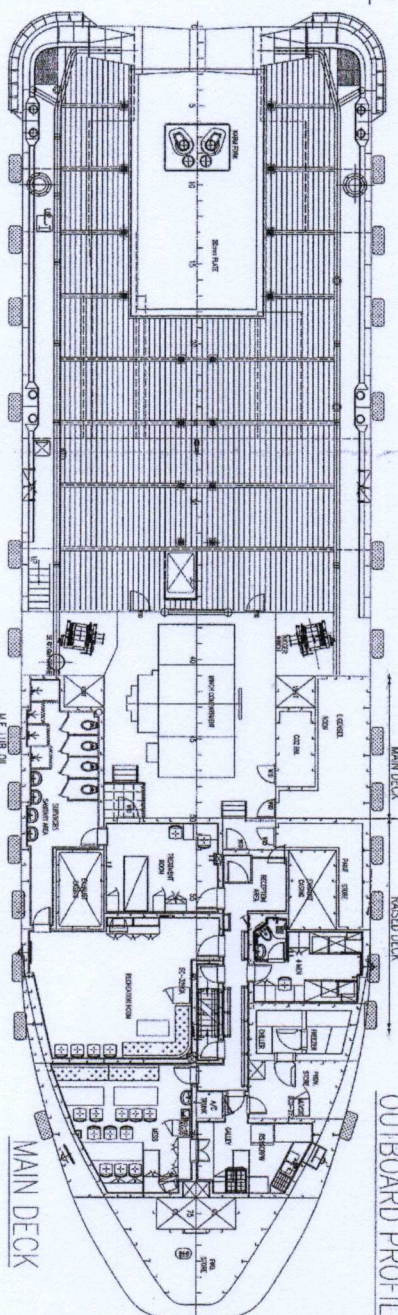
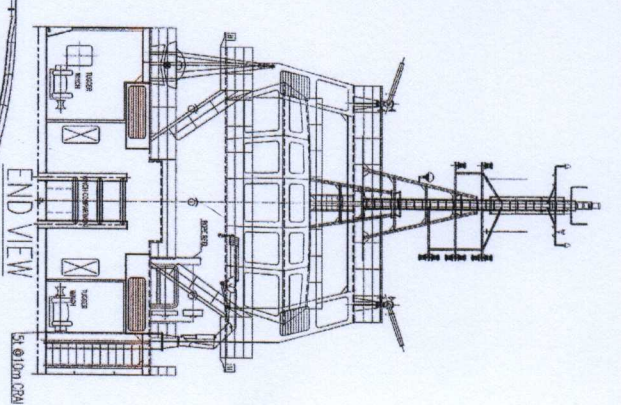
Berths	3 x 1 berth cabins = 3 2 x 2 berth cabins = 4 5 x 4 berth cabins = 20
Total	27 (All cabins fully air-conditioned & c/w attached washroom)
Hospital	1 x 1 berth cabin = 1
Office	1

PRINCIPAL PARTICULARS

LENGTH O.A.	49.00m
LENGTH M.L.	47.50m
BEAM M.L.D.	13.20m
DEPTH M.L.D.	5.30m
DRAUGHT DESIGNED/MAX.	4.00m/4.5m
CAPACITY	27 MEN



FORECASTLE DECK



B.T. COMPT. TWEEN DECK

